

## Electronic supplementary information

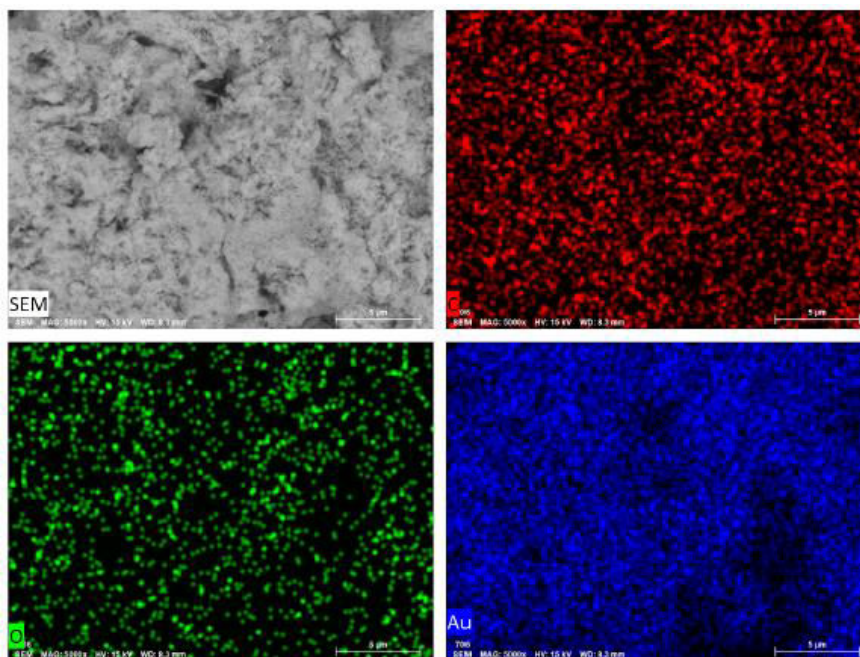
# ROLE OF AN ORGANIC MEDIUM IN THE FORMATION OF Au, Fe, AND AuFe NANOPARTICLES OBTAINED BY METAL VAPOR SYNTHESIS

A. A. Voronova, A. V. Naumkin, and A. Yu. Vasil'kov\*

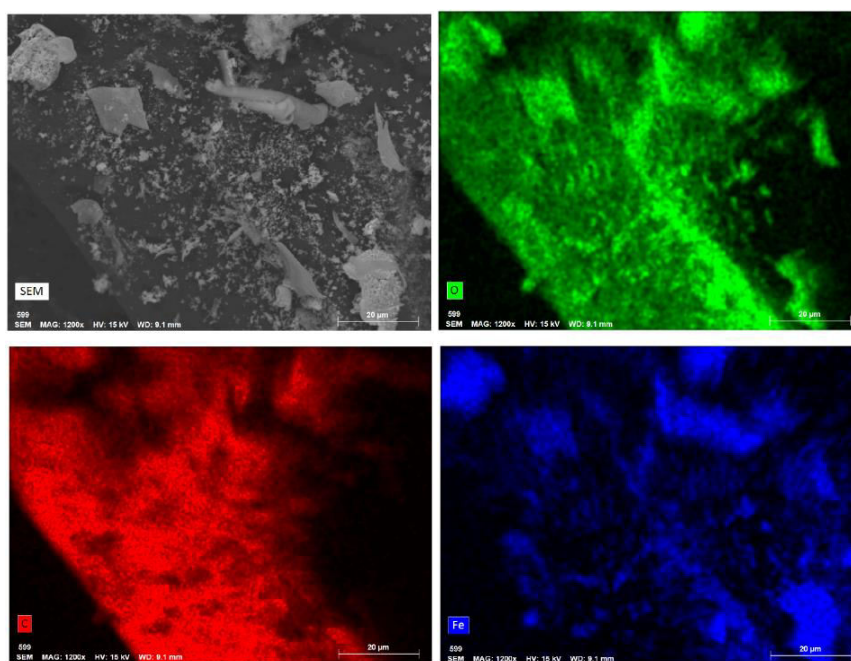
*Nesmeyanov Institute of Organoelement Compounds, Russian Academy of Sciences,  
ul. Vavilova 28, str. 1, Moscow, 119334 Russia*

### Table of contents

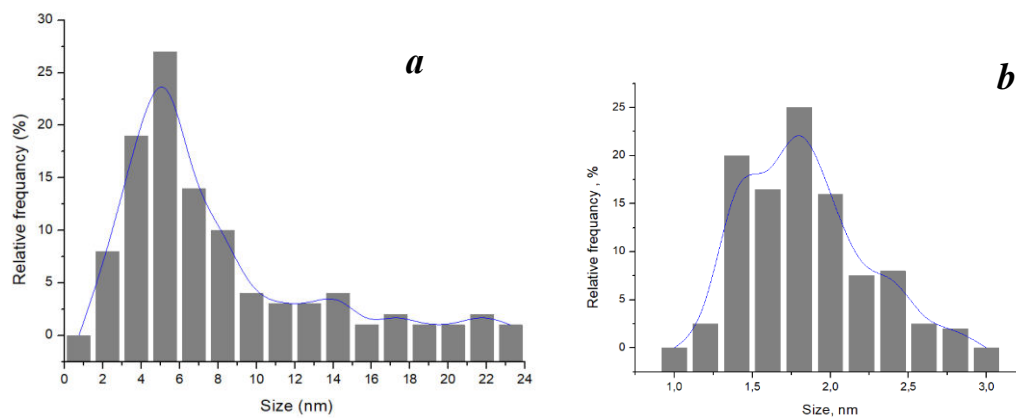
<b>Figure S1.</b> SEM image of the morphology and elemental maps of the Au nanoparticles	<b>S2</b>
<b>Figure S2.</b> SEM image of the morphology and elemental maps of the Fe nanoparticles	<b>S2</b>
<b>Figure S3.</b> Histograms of the AuAc ( <i>a</i> ) and FeAc ( <i>b</i> ) nanoparticle size distributions	<b>S3</b>
<b>Figure S4.</b> Au 4f photoelectron spectra of the AuAc and AuFeAc samples	<b>S3</b>
<b>Scheme S1.</b> Scheme of the MVS setup	<b>S4</b>



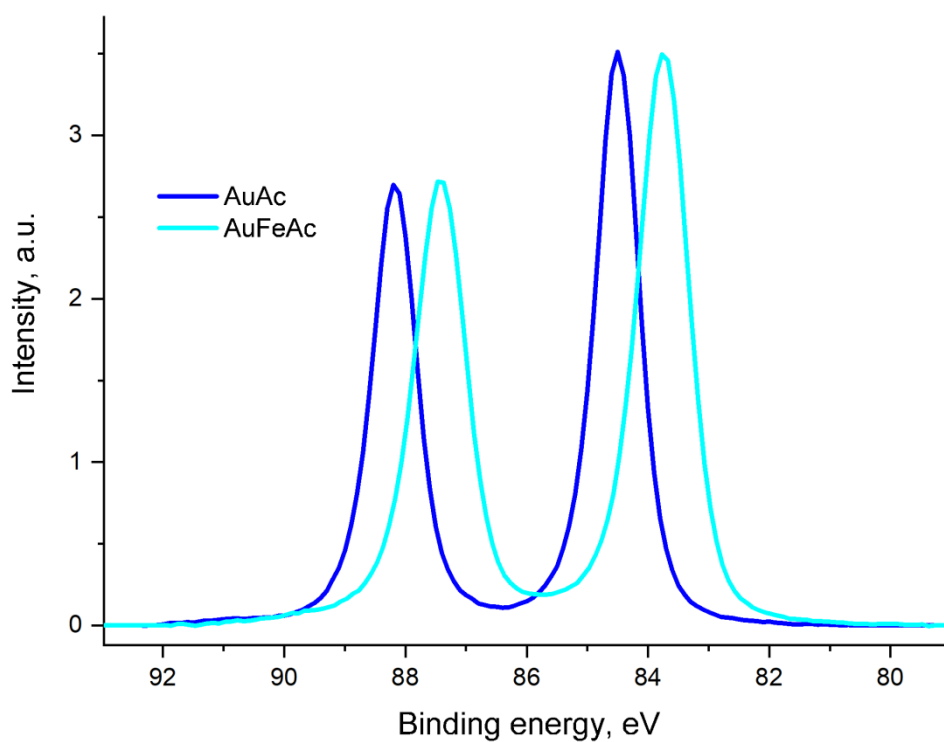
**Figure S1.** SEM image of the morphology and elemental maps of the Au nanoparticles



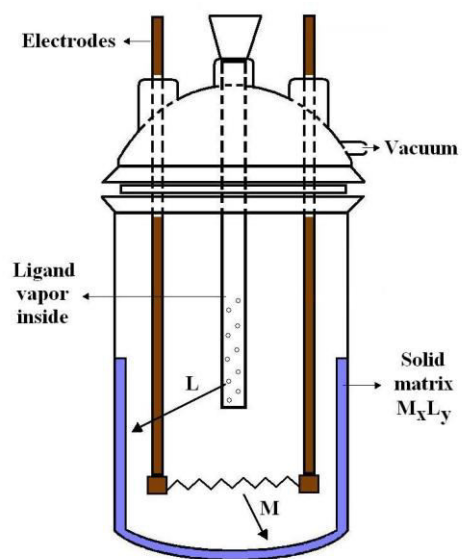
**Figure S2.** SEM image of the morphology and elemental maps of the Fe nanoparticles



**Figure S3.** Histograms of the AuAc (*a*) and FeAc (*b*) nanoparticle size distributions



**Figure S4.** Au 4f photoelectron spectra of the AuAc and AuFeAc samples



**Scheme S1.** Scheme of the MVS setup